




Table of Contents

TABLE	PAGE
ANGLES	
• Bar Size	6
• Structural	7 & 8
BAR GRATING	18
BEAMS	
• Standard I	11
• Junior	11
• Wide Flange	11 & 12
CHANNELS	
• Bar Size	9
• Structural	9
• Ship	10
• Junior	10
EXPANDED METALS	
• Raised	16
• Flattened	16
• Grating	17
FLATS	
• Hot Rolled	4 & 5
HEXAGON	20
OCTAGON	20
PIPE	25 & 26

TABLE	PAGE
PLATES	
• Universal Mill	13
• Hot Rolled	14
• Floor	15
RAIL CAP	9
REINFORCING BAR	21
ROUNDS	
• Hot Rolled	2
• Cold Finished	19
SHEETS	
• Hot Rolled	14
• Cold Rolled	15
• Galvanized	15
SQUARES	
• Hot Rolled	3
• Cold Finished	20
STRIPS	
• Hot Rolled	3
TEES	
• Bar Sized	8
TUBING	
• Round	24
• Square	22
• Rectangular	23

*Decimal Equivalents of Fractions 25



Hot Rolled Rounds

Stock Length: 20'

A-36

SIZE	WEIGHT PER FT.	20' BAR
3/16	0.94	1.88
1/4	1.67	3.34
5/16	0.261	5.22
3/8	0.376	7.52
7/16	0.511	10.22
1/2	0.668	13.36
9/16	0.845	16.90
5/8	1.043	20.86
3/4	1.502	30.04
7/8	2.045	40.90
1	2.67	53.40
1 1/8	3.38	67.60
1 1/4	4.17	83.40
1 3/8	5.05	101.00
1 1/2	6.01	120.20
1 5/8	7.05	141.00
1 3/4	8.18	163.60
1 7/8	9.39	187.80
2	10.68	213.60
2 1/8	12.06	241.20
2 1/4	13.52	270.40
2 3/8	15.06	301.20
2 1/2	16.69	333.80
2 5/8	18.40	368.00
2 3/4	20.20	404.00
3	24.03	480.60

SIZE	WEIGHT PER FT.	20' BAR
3 1/4	28.21	564.20
3 1/2	32.71	654.20
3 5/8	35.09	701.80
3 3/4	37.55	751.00
4	42.73	854.60
4 1/4	48.23	964.60
4 1/2	54.08	1081.60
4 3/4	60.25	1205.00
5	66.76	1335.20
5 1/4	73.60	1472.00
5 1/2	80.78	1615.60
5 3/4	88.29	1765.80
6	96.13	1922.60
6 1/4	104.31	2086.20
6 1/2	112.82	2256.40
6 3/4	121.67	2433.40
7	130.85	2617.00
7 1/4	140.36	2807.20
7 1/2	150.21	3004.20
7 3/4	160.40	3208.00
8	170.90	3418.00
8 1/2	192.93	3858.60
9	216.30	4326.00
9 1/2	241.00	4820.00
10	267.04	5340.80
12	384.53	7690.60

Stock Length: 20'
A-36



SIZE	WEIGHT PER FT.	20' BAR
1/4	0.213	4.26
5/16	0.332	6.64
3/8	0.478	9.56
7/16	0.651	13.02
1/2	0.850	17.00
9/16	1.080	21.60
5/8	1.33	26.60
3/4	1.91	38.20
7/8	2.60	52.00
1	3.40	68.00
1 1/8	4.30	86.00
1 1/4	5.31	106.20
1 3/8	6.43	128.600

SIZE	WEIGHT PER FT.	20' BAR
1 1/2	7.65	153.00
1 5/8	8.98	179.60
1 3/4	10.41	208.20
1 7/8	11.95	239.00
2	13.60	272.00
2 1/4	17.21	344.20
2 1/2	21.25	425.00
2 5/8	23.43	468.60
2 3/4	25.71	514.20
3	30.60	612.00
3 1/4	35.91	718.20
3 1/2	41.65	833.00
4	54.40	1088.00

Hot Rolled Strips
Stock Length: 20'
Commercial Quality



SIZE	WEIGHT PER FOOT	20' BAR
1/8 X 1/2	0.213	4.26
3/4	0.319	6.38
1	0.425	8.50
1 1/4	0.531	10.62
1 1/2	0.638	12.76
1 3/4	0.744	14.88
2	0.850	17.00
2 1/4	0.956	19.12
2 1/2	1.063	21.26
3	1.275	25.50
3 1/2	1.488	29.76
4	1.700	34.00
5	2.125	42.50
6	2.550	51.00
7	2.975	59.50
8	3.400	68.00
10	4.250	85.00
12	5.100	102.00

SIZE	WEIGHT PER FOOT	20' BAR
3/16 X 1/2	0.319	6.38
3/4	0.478	9.56
1	0.638	12.76
1 1/4	0.797	15.94
1 1/2	0.956	19.12
1 3/4	1.120	22.40
2	1.280	25.60
2 1/4	1.430	28.60
2 1/2	1.594	31.88
3	1.910	38.20
3 1/2	2.230	44.60
4	2.550	51.00
5	3.188	63.76
6	3.825	76.50
7	4.460	89.20
8	5.100	102.00
10	6.375	127.50
12	7.650	153.00



Hot Rolled Flats

Stock Length: 20'

A-36

SIZE	WEIGHT FOOT	20' BAR
1/4 X 1/2	0.425	8.50
3/4	0.638	12.76
1	0.850	17.00
1 1/4	1.063	21.26
1 1/2	1.275	25.50
1 3/4	1.488	29.76
2	1.700	34.00
2 1/4	1.913	38.26
2 1/2	2.125	42.50
3	2.550	51.00
3 1/2	2.975	59.50
4	3.400	68.00
4 1/2	3.825	76.50
5	4.250	85.00
6	5.100	102.00
7	5.950	119.00
8	6.800	136.00
5/16 X 1/2	0.531	10.62
3/4	0.797	15.94
1	1.063	21.26
1 1/4	1.328	26.56
1 1/2	1.594	31.88
1 3/4	1.859	37.18
2	2.125	42.50
2 1/4	2.391	47.82
2 1/2	2.656	53.12
3	3.188	63.76
3 1/2	3.719	74.38
4	4.250	85.00
4 1/2	4.781	95.62
5	5.313	106.26
6	6.375	127.50
7	7.438	148.76
8	8.500	170.00

SIZE	WEIGHT FOOT	20' BAR
3/8 X 1/2	0.638	12.76
3/4	0.956	19.12
1	1.275	25.50
1 1/4	1.594	31.88
1 1/2	1.913	38.26
1 3/4	2.231	44.62
2	2.550	51.00
2 1/4	2.869	57.38
2 1/2	3.188	63.76
3	3.825	76.50
3 1/2	4.463	89.26
4	5.100	102.00
4 1/2	5.738	114.76
5	6.375	127.50
6	7.650	153.00
7	8.925	178.50
8	10.200	204.00
1/2 X 3/4	1.275	25.50
1	1.700	34.00
1 1/4	2.125	42.50
1 1/2	2.550	51.00
1 3/4	2.975	59.50
2	3.400	68.00
2 1/4	3.825	76.50
2 1/2	4.250	85.00
3	5.100	102.00
3 1/2	5.950	119.00
4	6.800	136.00
4 1/2	7.650	153.00
5	8.500	170.00
6	10.200	204.00
7	11.900	238.00
8	13.600	272.00


Hot Rolled Flats Continued

Stock Length: 20'

A-36

SIZE	WEIGHT FOOT	20' BAR
5/8 x 1	2.125	42.50
1 ¼	2.656	53.12
1 ½	3.188	63.76
1 ¾	3.719	74.38
2	4.250	85.00
2 ½	5.313	106.26
3	6.375	127.50
3 ½	7.438	148.76
4	8.500	170.00
5	10.630	212.60
6	12.750	255.00
7	14.880	297.60
8	17.000	340.00
¾ x 1	2.550	51.00
1 ¼	3.188	63.76
1 ½	3.825	76.50
1 ¾	4.463	89.26
2	5.100	102.00
2 ½	6.375	127.50
3	7.650	153.00
3 ½	8.925	178.50
4	10.200	204.00
5	12.750	255.00
6	15.300	306.00
7	17.850	357.00
8	20.400	408.00
7/8 x 1 ¼	3.719	74.38
1 ½	4.463	89.26
1 ¾	5.206	104.12
2	5.950	119.00
2 ½	7.438	148.76
3	8.925	178.50
3 ½	10.410	208.20
4	11.900	238.00
5	14.880	297.60
6	17.850	357.00
7	20.825	416.50
8	23.800	476.00

SIZE	WEIGHT FOOT	20' BAR
1 x 1 ¼	4.250	85.0
1 ½	5.100	102.0
1 ¾	5.950	119.0
2	6.800	136.0
2 ½	8.500	170.0
3	10.200	204.0
3 ½	11.900	238.0
4	13.600	272.0
5	17.000	340.0
6	20.400	408.0
7	23.800	476.0
8	27.200	544.0
1 ¼ x 2	8.50	170.0
2 ½	10.63	212.6
3	12.75	255.0
3 ½	14.88	297.6
4	17.00	340.0
5	21.25	425.0
6	25.50	510.0
7	29.75	595.0
8	34.00	680.0
1 ½ x 2	10.20	204.0
2 ½	12.75	255.0
3	15.30	306.0
3 ½	17.85	357.0
4	20.40	408.0
5	25.50	510.0
6	30.60	612.0
7	35.70	714.0
8	40.80	816.0
2 x 2 ½	17.00	340.0
3	20.40	408.0
3 ½	23.80	476.0
4	27.20	544.0
5	34.00	680.0
6	40.80	816.0
7	47.60	952.0
8	54.40	1088.0



Bar Size Angles

Stock Length: 20' 40'

A-36


SIZE	WEIGHT FOOT	20' BAR
1/2 X 1/2 X 1/8	0.38	7.6
3/4 X 3/4 X 1/8	0.59	11.8
1 X 1 X 1/8	0.80	16.0
3/16	1.16	23.2
1/4	1.49	29.8
1 1/4 X 1 1/4 X 1/8	1.01	20.2
3/16	1.48	29.6
1/4	1.92	38.4
1 1/2 X 1 1/2 X 1/8	1.23	24.6
3/16	1.80	36.0
1/4	2.34	46.8
5/16	2.86	57.2
3/8	3.35	67.0
1 3/4 X 1 3/4 X 1/8	1.44	28.8
3/16	2.12	42.4
1/4	2.77	55.4
2 X 1 1/4 X 3/16	1.96	39.2
1/4	2.55	51.0
2 X 1 1/2 X 1/8	1.44	28.8

SIZE	WEIGHT FOOT	20' BAR
2 X 1 1/2 X 3/16	2.12	42.4
1/4	2.77	55.4
2 X 2 X 1/8	1.65	33.0
3/16	2.44	48.8
1/4	3.19	63.8
5/16	3.92	78.4
3/8	4.70	94.0
2 1/2 1 1/2 X 3/16	2.44	48.8
1/4	3.19	63.8
5/16	3.92	78.4
2 1/2 X 2 X 3/16	2.75	55.0
1/4	3.62	72.4
5/16	4.50	90.0
3/8	5.30	106.0
2 1/2 X 2 1/2 X 3/16	3.07	61.4
1/4	4.10	82.0
5/16	5.00	100.0
3/8	5.90	118.0
1/2	7.70	154.0

Structural Angles

Stock Length: 20' 40'

A-36



SIZE	WEIGHT FOOT	20' BAR
3 X 2 X 3/16	3.07	61.4
1/4	4.1	82.0
5/16	5	100.0
3/8	5.9	118.0
1/2	7.7	154.0
3 X 2 1/2 X 3/16	3.39	67.8
1/4	4.5	90.0
5/16	5.6	112.0
3/8	6.6	132.0
1/2	8.5	170.0
3 X 3 X 3/16	3.71	74.2
1/4	4.9	98.0
5/16	6.1	122.0
3/8	7.2	144.0
1/2	9.4	188.0
3 1/2 X 2 1/2 X 1/4	4.9	98.0
5/16	6.1	122.0
3/8	7.2	144.0
1/2	9.4	188.0
3 1/2 X 3 X 1/4	5.4	108.0
5/16	6.6	132.0
3/8	7.9	158.0
7/16	9.1	182.0
1/2	10.2	204.0
3 1/2 X 3 1/2 X 1/4	5.8	116.0
5/16	7.2	144.0
3/8	8.5	170.0
1/2	11.1	222.0
4 X 3 X 1/4	5.8	116.0
5/16	7.2	144.0
3/8	8.5	170.0
7/16	9.8	196.0
1/2	11.1	222.0
5/8	13.6	272.0

SIZE	WEIGHT FOOT	20' BAR
4 X 3 1/2 X 1/4	6.2	124.0
5/16	7.7	154.0
3/8	9.1	182.0
7/16	10.6	212.0
1/2	11.9	238.0
5/8	14.7	294.0
4 X 4 X 1/4	6.6	134.0
5/16	8.2	164.0
3/8	9.8	196.0
7/16	11.3	226.0
1/2	12.8	256.0
5/8	15.7	314.0
3/4	18.5	370.0
5 X 3 X 1/4	6.6	132.0
5/16	8.2	164.0
3/8	9.8	196.0
1/2	12.8	256.0
5 X 3 1/2 X 1/4	7	140.0
5/16	8.7	174.0
3/8	10.4	208.0
7/16	12	240.0
1/2	13.6	272.0
5/8	16.8	336.0
3/4	19.8	396.0
5 X 5 X 5/16	10.3	206.0
3/8	12.3	246.0
1/2	16.2	324.0
5/8	20	400.0
3/4	23.6	472.0
6 X 3 1/2 X 1/4	7.9	158.0
5/16	9.8	196.0
3/8	11.7	234.0
1/2	15.3	306.0

Structural Angles, Cont.

Stock Length: 20' 40'

A-36


SIZE	WEIGHT FOOT	20' BAR
6 X 4 X 5/16	10.3	206.0
3/8	12.3	246.0
7/16	14.3	286.0
1/2	16.2	324.0
5/8	20	400.0
3/4	23.6	472.0
7/8	27.2	544.0
6 X 6 X 5/16	12.5	250.0
3/8	14.9	298.0
7/16	17.2	344.0
1/2	19.6	392.0
5/8	24.2	484.0
3/4	28.7	574.0
7/8	33.1	662.0
1	37.4	748.0
7 X 4 X 3/8	13.6	272.0
7/16	15.8	316.0
1/2	17.9	358.0

SIZE	WEIGHT FOOT	20' BAR
7 X 4 X 5/8	22.1	442.0
3/4	26.2	524.0
8 X 4 X 7/16	17.2	344.0
1/2	19.6	392.0
5/8	24.2	484.0
3/4	28.7	574.0
8 X 6 X 1/2	23	460.0
9/16	25.7	514.0
5/8	28.5	570.0
3/4	33.8	676.0
1	44.2	884.0
8 X 8 X 1/2	26.4	528.0
5/8	32.7	654.0
3/4	38.9	778.0
7/8	45	990.0
1	51	1020.0
9 X 4 X 1/2	21.3	426.0

Bar Size Tees

Stock Length: 20'

A-36




FLANGE	STEM	THICKNESS	FOOT	WEIGHT 20' BAR
3/4	3/4	1/8	.62	12.4
1	1	1/8	.85	17.0
1	1	3/16	1.20	24.0
1 1/4	1 1/4	1/8	1.09	21.8
1 1/4	1 1/4	3/16	1.55	31.0
1 1/4	1 1/4	1/4	1.93	38.6
1 1/2	1 1/2	3/16	1.90	38.0
1 1/2	1 1/2	1/4	2.43	48.6
1 3/4	1 3/4	3/16	2.26	45.2
1 3/4	1 3/4	1/4	2.90	58.0
2	2	1/4	3.56	71.2

Bar Size Channels

Stock Length: 20'

A-36

SIZE	WEIGHT FOOT	20' BAR
¾ X 3/8 X 1/8	0.56	11.2
1 X ½ X 1/8	0.83	16.6
1 ¼ X ½ X 1/8	1.01	20.2
1 ½ X ½ X 1/8	1.12	22.4
1 ½ X 9/16 X 3/16	1.44	28.8
1 ½ X ¾ X 1/8	1.17	23.4
1 ¾ X ½ X 3/16	1.55	31.0
2 X ½ X 1/8	1.33	26.6
2 X 9/16 X 3/16	1.76	35.2
2 X 1 X 1/8	1.59	31.8
2 X 1 X 3/16	2.32	46.4



Rail Cap

Stock Length: 20'

#1621 – 1.25#/L.F.

Structural Channels

Stock Length: 20' 40'

A-36



SIZE	WEIGHT PER FOOT	FLANGE WIDTH	WEB THICKNESS	WEIGHT 20' BAR
3"	3.5	1.372	0.132	70
	4.1	1.41	0.17	82
	5.0	1.50	0.258	100
	6.0	1.60	0.356	120
4"	4.5	1.584	0.125	90
	5.4	1.58	0.180	105
	6.25	1.65	0.247	125
	7.25	1.72	0.320	145
5"	6.7	1.75	0.190	134
	9.0	1.89	0.325	180
6"	8.2	1.92	0.200	164
	10.5	2.03	0.314	210
	13.0	2.16	0.437	260
7"	9.8	2.09	0.210	196
	12.25	2.19	0.314	245
	14.75	2.30	0.419	295

SIZE	WEIGHT PER FOOT	FLANGE WIDTH	WEB THICKNESS	WEIGHT 20' BAR
8"	11.5	2.26	0.220	230
	13.75	2.34	0.303	275
	18.75	2.53	0.487	375
9"	13.4	2.43	0.230	268
	15.0	2.49	0.285	300
	20.0	2.65	0.448	400
10"	15.3	2.60	0.240	306
	20.0	2.74	0.379	400
	25.0	2.89	0.526	500
	30.0	3.03	0.673	600
12"	20.7	2.94	0.280	414
	25.0	3.05	0.387	500
	30.0	3.17	0.510	600
15"	33.9	3.40	0.400	678
	40.0	3.52	0.520	800
	50.0	3.72	0.716	1000

Ship Channels

Stock Length: 20' 40'

A-36

SIZE	WEIGHT PER FOOT	FLANGE WIDTH	FLANGE THICKNESS	WEB THICKNESS
3"	7.1	1.94	0.351	0.312
	9.0	2.13	0.351	0.500
4"	13.8	2.50	0.500	0.500
6"	12.0	2.50	0.375	0.310
	15.1	2.94	0.475	0.316
	16.3	3.00	0.475	0.375
	15.3	3.50	0.385	0.340
	18.0	3.50	0.475	0.375
7"	17.6	3.00	0.475	0.375
	19.1	3.45	0.500	0.350
	22.7	3.60	0.500	0.500
8"	18.7	2.98	0.500	0.350
	20.0	3.02	0.500	0.400
	21.4	3.45	0.525	0.375
	22.8	3.50	0.525	0.425
9"	23.9	3.45	0.550	0.400
	25.4	3.50	0.550	0.450
10"	22.0	3.32	0.575	0.290

SIZE	WEIGHT PER FOOT	FLANGE WIDTH	FLANGE THICKNESS	WEB THICKNESS
10"	25.0	3.41	0.575	0.380
	28.5	3.95	0.575	0.425
	33.6	4.10	0.575	0.575
	41.1	4.32	0.575	0.796
12"	31.0	3.67	0.700	0.370
	35.0	3.77	0.700	0.467
	40.0	3.89	0.700	0.590
	45.0	4.01	0.700	0.710
	50.0	4.14	0.700	0.835
13"	31.8	4.00	0.610	0.375
	35.0	4.07	0.610	0.447
	40.0	4.19	0.610	0.560
	50.0	4.41	0.610	0.787
18"	42.7	3.95	0.625	0.450
	45.8	4.00	0.625	0.500
	51.9	4.10	0.625	0.600
	58.0	4.20	0.625	0.700



Junior Channels

Stock Length: 20' 40'

A-36

SIZE	WEIGHT PER FOOT	FLANGE WIDTH	WEB THICKNESS
8"	8.5	1.875	0.180
10"	6.5	1.125	0.150
10"	8.4	1.500	0.170
12"	10.6	1.500	1.190



I Beams

Stock Length: 20' 40'

SIZE	WEIGHT PER FOOT	FLANGE WIDTH	WEB THICKNESS
3	5.7	2.33	0.170
	7.5	2.51	0.349
4	7.7	2.66	0.190
	9.5	2.80	0.326
5	10.0	3.00	0.210
6	12.5	3.33	0.230
	17.25	3.57	0.465
7	15.3	3.66	0.250
8	18.4	4.00	0.270
	23.0	4.17	0.441
10	25.4	4.66	0.310
	35.0	4.94	0.594
12	31.8	5.00	0.350
	35.0	5.08	0.428
	40.8	5.25	0.460
	50.0	5.48	0.687
15	42.9	5.50	0.410
	50.0	5.64	0.550
18	54.7	6.00	0.460
	70.0	6.25	0.711
20	66.0	6.26	0.505
24	80.0	7.00	0.500
	100.0	7.247	0.747

Junior Beams

Stock Length: 20' 40'

A-992

SIZE	WEIGHT PER FOOT	FLANGE WIDTH	FLANGE THICKNESS	WEB THICKNESS
6"	4.4	1.84	0.171	0.114
8"	6.5	2.28	0.189	0.135
10"	9.0	2.69	0.206	0.155
12"	11.8	3.06	0.225	0.175

Wide Flange Beams

Stock Length: 20' 30' 40' 50' 60'

A-992

Size	Weight Per Foot	Depth Of Section	Flange Width	Flange Thickness	Web Thickness
4	13	4.16	4.060	0.345	0.280
5	16	5.01	5.000	0.360	0.240
5	19	5.15	5.030	0.430	0.270
6	9	5.9	3.940	0.215	0.170
	12	6.03	4.000	0.280	0.230
	16	6.28	4.030	0.405	0.260
6	15	5.99	5.990	0.260	0.230
	20	6.20	6.020	0.365	0.260
	25	6.38	6.080	0.455	0.320
8	10	7.89	3.940	0.205	0.170
	13	7.99	4.000	0.255	0.230
8	15	8.11	4.015	0.315	0.245
	18	8.14	5.250	0.330	0.230
	21	8.28	5.270	0.400	0.250
8	24	7.93	6.495	0.400	0.245
	28	8.06	6.535	0.465	0.285
8	31	8.00	7.995	0.435	0.285
	35	8.12	8.020	0.495	0.310
	40	8.25	8.070	0.560	0.360
	48	8.50	8.110	0.685	0.400

Size	Weight Per Foot	Depth Of Section	Flange Width	Flange Thickness	Web Thickness
	58	8.75	8.220	0.810	0.510
	67	9.00	8.280	0.935	0.570
10	12	9.87	3.96	0.210	0.190
	15	9.99	4.000	0.270	0.230
	17	10.11	4.010	0.330	0.240
	19	10.24	4.020	0.395	0.250
10	22	10.17	5.750	0.360	0.240
	26	10.33	5.770	0.440	0.260
	30	10.47	5.810	0.510	0.300
10	33	9.73	7.960	0.435	0.290
	39	9.92	7.985	0.530	0.315
	45	10.10	8.020	0.620	0.350
10	49	9.98	10.000	0.560	0.340
	54	10.09	10.030	0.615	0.370
	60	10.22	10.08	0.680	0.420
	68	10.40	10.130	0.770	0.470
12	14	11.91	3.970	0.225	0.200
	16	11.99	3.990	0.265	0.220

Wide Flange Beams Stock Length: 20' 30' 40' 50' 60' A-992

Size	Weight Per Foot	Depth Of Section	Flange Width	Flange Thickness	Web Thickness
12	19	12.16	4.005	0.350	0.235
	22	12.31	4.030	0.425	0.260
12	26	12.22	6.490	0.380	0.230
	30	12.34	6.520	0.440	0.260
	35	12.50	6.560	0.520	0.300
12	40	11.94	8.005	0.515	0.295
	45	12.06	8.045	0.575	0.335
	50	12.19	8.080	0.640	0.370
12	53	12.06	9.995	0.575	0.345
	58	12.19	10.010	0.640	0.360
12	65	12.12	12.000	0.605	0.390
	72	12.25	12.040	0.670	0.430
	79	12.38	12.080	0.735	0.470
	87	12.53	12.125	0.810	0.515
	96	12.71	12.160	0.900	0.550
14	22	13.74	5.000	0.335	0.230
	26	13.91	5.025	0.420	0.225
	30	13.84	6.730	0.385	0.270
	34	13.98	6.745	0.455	0.285
	38	14.10	6.770	0.515	0.310
14	43	13.66	7.995	0.530	0.305
	48	13.79	8.030	0.595	0.304
	53	13.92	8.060	0.660	0.370
14	61	13.89	9.995	0.645	0.375
	68	14.04	10.035	0.720	0.415
	74	14.17	10.070	0.785	0.450
	82	14.31	10.130	0.855	0.510
14	90	14.02	14.520	0.710	0.440
	99	14.16	14.565	0.780	0.485
	109	14.32	14.605	0.860	0.525
	120	14.48	14.67	0.940	0.590
16	26	15.69	5.500	0.345	0.250
	31	15.88	5.525	0.440	0.275
16	36	15.86	6.985	0.430	0.295
	40	16.01	6.995	0.505	0.305
	45	16.13	7.035	0.565	0.345
	50	16.26	7.070	0.630	0.380
	57	16.43	7.120	0.715	0.430
16	67	16.33	10.235	0.665	0.395
	77	16.52	10.295	0.760	0.455
	89	16.75	10.365	0.875	0.525
	100	16.97	10.425	0.985	0.585
18	35	17.70	6.000	0.425	0.300
	40	17.90	6.015	0.525	0.315
	46	18.06	6.060	0.605	0.360
18	50	17.99	7.495	0.570	0.355
	55	18.11	7.530	0.630	0.390

Size	Weight Per Foot	Depth Of Section	Flange Width	Flange Thickness	Web Thickness
18	60	18.24	7.555	0.695	0.415
	65	18.35	7.590	0.750	0.450
	71	18.47	7.635	0.810	0.495
18	76	18.21	11.035	0.680	0.425
	86	18.39	11.090	0.770	0.480
	97	18.59	11.145	0.870	0.535
	106	18.73	11.200	0.940	0.590
	119	18.97	11.265	1.060	0.655
21	44	20.66	6.500	0.450	0.350
	50	20.83	6.530	0.535	0.380
	57	21.06	6.555	0.650	0.405
21	62	20.99	8.240	0.615	0.400
	68	21.13	8.270	0.685	0.430
	73	21.24	8.295	0.740	0.455
	83	21.43	8.355	0.835	0.515
	93	21.62	8.420	0.930	0.580
21	101	21.36	12.290	0.800	0.500
	111	21.51	12.340	0.875	0.550
	122	21.68	12.390	0.960	0.600
	132	21.83	12.400	1.035	0.650
24	55	23.57	7.005	0.500	0.395
	62	23.74	7.040	0.590	0.430
24	68	23.73	8.965	0.585	0.415
	76	23.92	8.900	0.680	0.440
	84	24.10	9.020	0.770	0.470
	94	24.31	9.065	0.875	0.515
24	104	24.06	12.750	0.750	0.500
	117	24.26	12.800	0.850	0.550
	131	24.48	12.855	0.960	0.605
27	84	26.71	9.960	0.640	0.460
	94	26.92	9.990	0.745	0.490
	102	27.09	10.015	0.830	0.515
	114	27.29	10.070	0.930	0.570
27	146	27.38	13.965	0.875	0.605
30	99	29.65	10.45	0.670	0.520
	108	29.83	19.475	0.760	0.545
	116	30.01	10.495	0.850	0.565
	124	30.17	10.515	0.930	0.585
	132	30.31	10.545	1.000	0.615
33	118	32.86	11.480	0.740	0.550
	130	33.09	11.510	0.855	0.580
36	135	35.55	11.95	0.790	0.600
	150	35.85	11.975	0.940	0.625
	160	36.01	12.000	1.020	0.650
	170	36.17	12.030	1.100	0.680




Universal Mill (U.M.) Plates

Stock Length: 20'

A-36

SIZE	WEIGHT FOOT	WEIGHT 20' BAR
¼ X 9	7.65	153
X 10	8.5	170
X 12	10.2	204
5/16 X 9	9.56	191.2
X 10	10.63	212.6
X 12	12.75	255
3/8 X 9	11.48	229.6
X 10	12.75	255
X 12	15.3	306
½ X 9	15.3	306
X 10	17	340
X 12	20.4	408
5/8 X 9	19.13	382.6
X 10	21.25	425
X 12	25.5	510

SIZE	WEIGHT FOOT	WEIGHT 20' BAR
¾ X 9	22.95	459
X 10	25.5	510
X 12	30.6	612
7/8 X 9	26.78	536
X 10	29.75	595
X 12	35.7	714
1 X 9	30.6	612
X 10	34	680
X 12	40.8	816
1 ¼ X 10	42.5	850
X 12	51	1020
1 ½ X 10	51	1020
X 12	61.2	1224
2 X 10	68	1360
X 12	81.6	1632



Steel Plates

A-36, A-572, A-514, Abrasion Resistant

SIZE	WT./SQ FT.
3/16	7.65
1/4	10.2
5/16	12.75
3/8	15.3
7/16	17.85
1/2	20.4
9/16	22.95
5/8	25.5
11/16	28.05
3/4	30.6
7/8	35.7
1	40.8
1 1/8	45.9
1 1/4	51
1 3/8	56.1
1 1/2	61.2
1 5/8	66.3
1 3/4	71.4

SIZE	WT./SQ FT.
2	81.6
2 1/4	91.8
2 1/2	102
2 3/4	112.2
3	122.4
3 1/4	132.6
3 1/2	142.8
4	163.2
4 1/2	183.6
5	204
5 1/2	224.4
6	244.8
7	285.6
8	326.4
9	367.2
10	408
12	489


Hot Rolled Sheets

A-569

SIZE	WT./SQ FT.	THICKNESS
10 GA.	5.625	0.1345
11 GA.	5.0	0.1196
12 GA.	4.375	0.1046
14 GA.	3.125	0.0747
16 GA.	2.5	0.0598

Floor Plate & Sheets

SIZE	WT./SQ FT.
16 GA.	3.0
14 GA.	3.75
12 GA.	5.25
1/8	6.15
3/16	8.7
1/4	11.25
5/16	13.8
3/8	16.35
1/2	21.45
3/4	31.65



Galvanized Sheets


A-526

SIZE	WT./SQ FT.	THICKNESS
10 GA.	5.781	0.1382
11 GA.	5.156	0.1233
12 GA.	4.531	0.1084
14 GA.	3.281	0.0785
16 GA.	2.656	0.0635
18 GA.	2.156	0.0516
20 GA.	1.656	0.0396
22 GA.	1.406	0.0336
24 GA.	1.156	0.0276
26 GA.	0.906	0.0217
28 GA.	0.781	0.0187
30 GA.	0.656	0.0157

Cold Rolled Sheets

A-366

SIZE	WT./SQ FT.	THICKNESS
10 GA.	5.625	0.1345
11 GA.	5.0	0.1196
12 GA.	4.375	0.1046
14 GA.	3.125	0.0747
16 GA.	2.5	0.0598
18 GA.	2.0	0.0478
20 GA.	1.5	0.0359
22 GA.	1.25	0.0299
24 GA.	1.0	0.0239




Raised Expanded Metal

STYLE	DESIGN SIZE		OPENING SIZE		STRAND SIZE		WEIGHT
	SWD	LWD	SWD	LWD	WIDTH	THICKNESS	CSF
¼ x 20	0.250	1.00	0.125	0.718	0.072	0.036	86
X 18	0.250	1.00	0.110	0.718	0.072	0.048	114
½ x 16	0.500	1.20	0.375	0.938	0.087	0.060	86
X 13	0.500	1.20	0.313	0.938	0.096	0.092	147
¾ x 16	0.923	2.00	0.813	1.75	0.101	0.060	54
X 13	0.923	2.00	0.750	1.688	0.096	0.092	80
X 10	0.923	2.00	0.750	1.625	0.144	0.092	120
X 9	0.923	2.00	0.688	1.562	0.150	0.134	180
1 ½ x 16	1.33	3.00	1.250	2.625	0.108	0.060	40
X 13	1.33	3.00	1.188	2.500	0.105	0.092	60
X 10	1.33	3.00	1.188	2.500	0.138	0.092	79
X 9	1.33	3.00	1.125	2.375	0.144	0.134	120
X 6	1.33	3.00	1.110	2.313	0.203	0.198	250

Flat Expanded Metal

STYLE	DESIGN SIZE		OPENING SIZE		STRAND SIZE		WEIGHT
	SWD	LWD	SWD	LWD	WIDTH	THICKNESS	CSF
¼ X 20F	0.250	1.05	0.084	0.715	0.079	0.030	82
X 18F	0.250	1.05	0.075	0.715	0.080	0.040	108
½ X 16F	0.500	1.25	0.312	1.00	0.096	0.050	82
X 13F	0.500	1.25	0.265	1.00	0.107	0.070	140
¾ X 16F	0.923	2.10	0.750	1.75	0.111	0.048	51
X 14F	0.923	2.10	0.688	1.813	0.105	0.061	63
X 13F	0.923	2.10	0.688	1.781	0.106	0.070	75
X 10F	0.923	2.10	0.637	1.755	0.160	0.070	114
X 9F	0.923	2.10	0.563	1.688	0.165	0.120	171
1 ½ X 16F	1.33	3.20	1.062	2.750	0.119	0.048	38
X 14F	1.33	3.20	1.062	2.750	0.116	0.060	46
X 13F	1.33	3.20	1.062	2.750	0.116	0.070	57
X 9F	1.33	3.20	1.000	2.563	0.158	0.110	114



Expanded Metal Grating

STYLE (WT.)	DESIGN SIZE		OPENING SIZE		STRAND SIZE	
	SWD	LWD	SWD	LWD	WIDTH	THICKNESS
3#	1.33	5.33	0.940	3.44	0.264	0.183
3.14#	2.00	6.00	1.625	4.88	0.312	0.250
4#	1.33	5.33	0.940	3.44	0.300	0.215
4.27#	1.41	4.00	1.000	2.88	0.300	0.250
5#	1.33	5.33	0.813	3.38	0.331	0.250
6.25#	1.41	5.33	0.813	3.38	0.350	0.313
7#	1.41	5.33	0.813	3.38	0.391	0.318

Terminology

SWD - "Short way of diamond, or design" dimension; first number in style designation.

LWD - "Long way of diamond, or design" dimension; not used in style designation.

SWO - "Short way of opening" dimension; used to indicate clear opening in short direction.

LWO - "Long way of opening" dimension; used to indicate clear opening in long direction.

Strand Thickness - Equal to the thickness of the sheet of metal used. The gauge number or decimal thickness is usually the second number in the style designation.

Strand Width - Amount of metal fed under the dies to produce one strand.

Bar Grating

Stock Size Panels---3' x 24'

Ordering Information

1. Bearing Bar Size
2. Bearing Bar Spacing (Std. 1-13/16")
3. Cross Bearing Spacing (Std. 4")
4. Direction of Bearing Bar
5. Open Ends or Banded
6. Smooth Surface or Serrated
7. Plain, Painted or Galvanized

TYPE Bar Spacing Crossbar Spacing	19W4 1 3/16 4"	19W2 1 3/16 2"	15W4 15/16 4"	15W2 15/16 2"
	SIZE		Weight Per Square Foot	
¾ x 3/16	5.7	6.4	7.2	7.9
1 x 1/8	5.2	5.9	6.4	7.1
X 3/16	7.4	8.1	9.3	10.0
1 ¼ x 1/8	6.3	7.0	7.9	8.6
X 3/16	9.1	9.8	11.5	12.2
1 ½ x 1/8	7.4	8.1	9.3	10.0
X 3/16	10.8	11.5	13.7	14.1




Cold Finished Rounds

Stock Length: 20'

C-1018

SIZE	WEIGHT PER FT.	20' BAR
3/16	.094	1.88
¼	.167	3.34
5/16	.261	5.22
3/8	.376	7.52
7/16	.511	10.22
½	.668	13.36
9/16	.845	16.90
5/8	1.043	20.86
11/16	1.260	25.20
¾	1.502	30.04
13/16	1.76	35.20
7/8	2.045	40.90
15/16	2.35	47.00
1	2.67	53.40
1 1/16	3.01	60.20
1 1/8	3.38	67.60
1 3/16	3.77	75.40
1 ¼	4.17	83.40
1 5/16	4.60	92.00
1 3/8	5.05	101.00
1 7/16	5.52	110.40
1 ½	6.01	120.20
1 9/16	6.52	130.40
1 5/8	7.05	141.00
1 11/16	7.60	152.00
1 ¾	8.18	163.60
1 13/16	8.77	175.40
1 7/8	9.39	187.80
1 15/16	10.2	200.40
2	10.68	213.60
2 1/16	11.36	227.20
2 1/8	12.06	241.20
2 3/16	12.78	255.60
2 ¼	13.52	270.40
2 5/16	14.28	285.60

SIZE	WEIGHT PER FT.	20' BAR
2 3/8	15.06	301.20
2 7/16	15.87	317.40
2 ½	16.69	333.80
2 9/16	17.53	350.60
2 5/8	18.40	368.00
2 11/16	19.29	385.80
2 ¾	20.19	403.80
2 13/16	21.12	422.40
2 7/8	22.07	441.40
2 15/16	23.04	460.80
3	24.03	480.60
3 1/8	26.08	521.60
3 3/16	27.13	542.60
3 ¼	28.21	564.20
3 3/8	30.42	608.40
3 7/16	31.55	631.00
3 ½	32.71	654.20
3 9/16	33.89	677.80
3 5/8	35.09	701.80
3 11/16	36.31	726.20
3 ¾	37.55	751.00
3 13/16	38.81	776.20
3 7/8	40.10	802.00
3 15/16	41.40	828.00
4	42.73	854.60
4 1/8	45.44	908.80
4 3/16	46.83	936.60
4 ¼	48.23	964.60
4 5/16	49.66	993.32
4 3/8	51.11	1022.20
4 7/16	52.58	1051.60
4 ½	54.08	1081.60
4 15/16	65.10	1302.00
5	66.76	1335.20
5 7/16	78.95	1579.00



Cold Finished Squares

Stock Length: 12'

C-1018

SIZE	WEIGHT PER FT.	20' BAR
1/8	.053	.64
3/16	.120	1.44
1/4	.213	2.56
5/16	.332	3.98
3/8	.478	5.74
7/16	.651	7.81
1/2	.850	10.2
5/8	1.33	15.96
3/4	1.91	22.92
7/8	2.60	31.2

SIZE	WEIGHT PER FT.	20' BAR
1	3.40	40.8
1 1/8	4.30	51.6
1 1/4	5.31	63.72
1 3/8	6.43	77.16
1 1/2	7.65	91.8
1 3/4	10.41	124.92
2	13.60	163.2
2 1/4	17.21	206.52
2 1/2	21.25	255.0
2 3/4	25.71	308.52
3	30.60	367.2

Hexagon & Octagon Bars

SIZE	WEIGHT PER FT.	20' BAR
1/4	.184	.18
5/16	.288	.28
3/8	.414	.40
7/16	.564	.54
1/2	.736	.70
9/16	.932	.89
5/8	1.15	1.10

SIZE	WEIGHT PER FT.	20' BAR
3/4	1.656	1.58
7/8	2.254	2.16
1	2.94	2.82
1 1/4	4.6	4.4
1 1/2	6.63	6.34
1 3/4	9.02	8.64
2	11.78	11.28




Reinforcing Bars

Stock Length: 20'

A-615, Grade 40, 60

SIZE NO.	SIZE IN INCHES	WEIGHT FOOT	WEIGHT 20' BAR
3	3/8	.376	7.52
4	1/2	.668	13.36
5	5/8	1.043	20.86
6	3/4	1.502	30.04
7	7/8	2.044	40.88
8	1 3/16	2.67	53.4
9	1 1/8	3.4	68.
10	1 1/4	4.303	86.06
11	1 3/8	5.313	106.26
14	1 5/8	7.65	153.
18	2 1/4	13.6	272.



Square Tubing

(Weight Per Foot)

A-513 - All sizes less than 2" square or equivalent rectangles with wall thickness less than .120

A-500 - Size 2" and over with wall thickness of .120 and heavier.


SIZE	0.049	0.065	0.072	0.083	0.095	0.109	0.120	0.188	0.250	0.313	0.375	0.500	SIZE
½ X ½	0.288	0.35											½ X ½
5/8 X 5/8	0.36	0.46	0.54	0.61									5/8 X 5/8
¾ X ¾	0.45	0.61	0.66	0.75	0.84	1.03							¾ X ¾
7/8 X 7/8	0.52	0.68	0.79	0.89	0.98	1.23							7/8 X 7/8
1 x 1	0.63	0.83	0.91	1.04	1.17	1.32	1.44						1 X 1
1 ¼ X 1 ¼	0.78	1.01	1.15	1.32	1.49	1.69	1.84	2.75					1 ¼ X 1 ¼
1 ½ X 1 ½	0.91	1.23	1.39	1.60	1.82	2.06	2.25	3.54	4.11				1 ½ X 1 ½
1 ¾ X 1 ¾		1.49	1.64	1.88	2.14	2.43	2.66						1 ¾ X 1 ¾
2 X 2		1.67	1.89	2.16	2.46	2.8	3.07	4.32	5.41				2 X 2
2 ¼ X 2 ¼						3.07	3.48	4.9	6.26				2 ¼ X 2 ¼
2 ½ X 2 ½				2.73	3.03	3.54	3.84	5.59	7.11				2 ½ X 2 ½
3 X 3				3.29	3.67	4.29	4.70	6.87	8.81	10.58	12.17		3 X 3
3 ½ X 3 ½							5.61	8.15	10.81	13.19	15.94		3 ½ X 3 ½
4 X 4				4.42	4.97		6.33	9.42	12.21	14.83	17.27	21.63	4 X 4
4 ½ X 4 ½								10.70	13.91				4 ½ X 4 ½
5 X 5							8.20	11.70	15.62	19.08	22.37	28.43	5 X 5
6 X 6								14.53	19.02	23.34	27.48	35.24	6 X 6
7 X 7								17.08	22.42	27.59	32.58	42.05	7 X 7
8 X 8								19.63	25.82	31.84	37.69	48.48	8 X 8
10 X 10								24.73	32.63	40.35	47.90	62.46	10 X 10
12 X 12									39.43	48.86	58.10	76.07	12 X 12
14 X 14										57.36	68.31	89.68	14 X 14
16 X 16										65.87	78.52	103.5	16 X 16

Rectangular Tubing

(Weight Per Foot)

A-513 - All sizes less than 2" square or equivalent rectangles with wall thickness less than .120

A-500 - Size 2" and over with wall thickness of .120 and heavier.



SIZE	0.049	0.065	0.072	0.083	0.095	0.109	0.120	0.188	0.250	0.313	0.375	0.500	SIZE
1 X 1/2	0.45	0.61											1 X 1/2
1 1/2 X 3/4	0.72	0.94	1.03	1.18	1.33	1.51	1.64						1 1/2 X 3/4
1 1/2 X 1	0.78	1.01	1.15	1.32	1.49	1.69	1.84						1 1/2 X 1
2 X 1	0.91	1.23	1.39	1.60	1.82	2.06	2.25						2 X 1
2 X 1 1/4		1.38	1.50	1.74	1.98	2.25	2.46						2 X 1 1/4
2 X 1 1/2		1.49	1.64	1.88	2.14	2.43	2.66						2 X 1 1/2
2 1/2 X 1		1.49	1.64	1.88	2.14	2.43	2.66						2 1/2 X 1
2 1/2 X 1 1/2		1.67	1.89	2.16	2.46	2.80	3.07	4.32	5.71				2 1/2 X 1 1/2
3 X 1		1.67	1.89	2.16	2.46	2.80	3.07	4.32					3 X 1
3 X 1 1/2		1.93	2.19	2.45	2.78	3.17	3.48	5.07					3 X 1 1/2
3 X 2		2.12	2.38	2.73	3.03	3.54	3.84	5.59	7.11				3 X 2
3 1/2 X 1 1/2		2.12	2.38	2.73	3.03	3.54	3.84	5.59	7.11				3 1/2 X 1 1/2
3 1/2 X 2 1/2					3.67		4.70	6.87	8.81				3 1/2 X 2 1/2
4 X 1 1/2				3.01			4.29	6.29					4 X 1 1/2
4 X 2		2.59	2.87	3.29	3.67		4.70	6.87	8.81				4 X 2
4 X 3		3.04	3.36	3.86	4.40		5.52	8.15	10.51	12.7	14.72		4 X 3
5 X 2		3.04		3.86			5.52	8.15	10.51	13.19			5 X 2
5 X 2 1/2							6.03	8.78	11.36				5 X 2 1/2
5 X 3				4.42			6.46	9.42	12.21	14.83	17.27	21.63	5 X 3
5 X 4								10.70	13.91				5 X 4
6 X 2							6.40	9.42	12.21	14.83	17.27		6 X 2
6 X 3							7.31	10.70	13.91	16.96	19.82		6 X 3
6 X 4								11.97	15.62	19.08	22.37	28.43	6 X 4
7 X 3								12.14	15.62	19.08	22.37		7 X 3
7 X 4								13.39	17.32	24.93	31.84		7 X 4
7 X 5								14.53	19.02	23.34	24.48	35.24	7 X 5
8 X 2								11.97	15.62				8 X 2
8 X 3								13.25	17.32	21.21	24.93	31.84	8 X 3
8 X 4								14.53	19.02	23.34	27.48	35.25	8 X 4
8 X 6								17.08	22.42	27.59	32.58	42.05	8 X 6
9 X 7								19.63	26.04				9 X 7
10 X 2								14.53	19.02				10 X 2
10 X 3								15.80	20.72				10 X 3
10 X 4								17.08	22.42	27.59	32.58	42.05	10 X 4
10 X 6								19.63	25.82	31.84	37.69	48.85	10 X 6
10 X 8								22.17	29.29	36.38	42.79	55.66	10 X 8
12 X 2								17.08	22.42				12 X 2
12 X 3								18.35	24.12				12 X 3
12 X 4								19.63	25.82	31.84	37.69	48.85	12 X 4
12 X 6								22.18	29.29	36.10	42.79	55.66	12 X 6
12 X 8								24.73	32.63	40.35	47.90	62.46	12 X 8
16 X 8										48.86	58.10	76.07	16 X 8

Round Tubing

WALL THICKNESS										
SIZE	0.035	0.049	0.065	0.083	0.095	0.109	0.120	0.134	0.180	0.250
¼	0.08	0.11	0.13							
¾	0.13	0.17	0.22	0.26						
½	0.17	0.24	0.30	0.37						
5/8	0.22	0.30	0.39	0.48	0.54					
¾	0.27	0.37	0.48	0.59	0.66	0.75	0.81			
7/8	0.31	0.42	0.56	0.70	0.79	0.89	0.97			
1	0.36	0.50	0.65	0.81	0.92	1.04	1.13	1.24		
1 1/16	0.38	0.53	0.69	0.87	0.98	1.11	1.21			
1 1/8	0.41	0.56	0.74	0.92	1.05	1.18	1.29	1.42		
1 ¼	0.45	0.63	0.82	1.03	1.17	1.33	1.45	1.60		
1 3/8	0.50	0.69	0.91	1.15	1.30	1.47	1.61	1.78	2.30	
1 ½	0.55	0.76	1.00	1.26	1.43	1.62	1.77	1.95	2.54	
1 5/8	0.59	0.82	1.08	1.37	1.55	1.77	1.93	2.13	2.78	
1 ¾	0.64	0.89	1.17	1.48	1.68	1.91	2.09	2.31	3.02	
1 7/8	0.69	0.96	1.26	1.59	1.81	2.06	2.25	2.49	3.26	
2	0.74	1.02	1.34	1.70	1.93	2.20	2.41	2.67	3.50	
2 1/8	0.78	1.09	1.43	1.81	2.06	2.35	2.57	2.85	3.74	5.16
2 ¼	0.83	1.15	1.52	1.92	2.19	2.49	2.73	3.03	3.98	5.51
2 ½	0.92	1.28	1.69	2.14	2.44	2.78	3.05	3.39	4.46	6.20
2 5/8	0.97	1.35	1.78	2.25	2.57	2.93	3.21	3.56	4.70	6.54
2 ¾	1.01	1.41	1.86	2.36	2.69	3.07	3.37	3.74	4.94	6.89
2 7/8	1.06	1.48	1.95	2.47	2.82	3.22	3.53	3.92	5.18	7.00
3		1.54	2.03	2.59	2.94	3.37	3.69	4.10	5.42	7.41
3 ¼		1.67	2.21	2.81	3.20	3.66	4.01	4.46	5.90	8.13
3 ½		1.81	2.38	3.03	3.45	3.95	4.33	4.82	6.38	8.71
3 ¾		1.94	2.56	3.25	3.71	4.24	4.65	5.17	6.86	9.43
4		2.07	2.73	3.47	3.96	4.53	4.97	5.53	7.34	10.23
4 ½			3.08	3.92	4.47	5.12	5.61	6.25	8.30	11.57
5			3.43	4.36	4.98	5.70	6.25	6.96	9.27	13.00
5 ½			3.77	4.80	5.48	6.28	6.90	7.68	10.23	14.31
6			4.12	5.24	5.99	6.86	7.54	8.39	11.19	15.63
6 5/8				6.50		7.50		9.60	13.00	17.02
8				6.50		9.00		11.60	16.10	20.69
8 5/8						9.80		12.50	17.40	22.36
10						11.30		14.50	20.20	26.03
10 ¾						12.20		15.20	21.70	28.04
12						13.60		17.50	24.30	31.37
12 ¾						14.50		18.12	25.90	33.40
14						15.90		20.40	28.40	36.70
16						18.20		23.30	32.60	42.10
18						20.50		26.30	36.70	47.40
20						22.80		29.20	40.80	52.70
22						25.50		32.20	44.90	58.07
24						27.50		35.10	49.10	63.41

DECIMAL EQUIVALENTS OF TUBING GAUGES

18 GA	.047
16 GA	.065
15 GA	.072
14 GA	.083
13 GA	.095
12 GA	.109
11 GA	.120
10 GA	.134

Weights and Dimensions of Steel Pipe

Wall Thickness in Inches, Weight Per Foot in Pounds
A-53, A-120

PIPE SIZE	O.D IN INCHES	A.S.A. PIPE SCHEDULES													
		5	10	20	30	STD.	40	60	E.H.	80	100	120	140	160	DBLE E.H.
1/8	.405	.035 .1383	.049 .1863			.068 .2447	.068 .2447								
1/4	.540	.049 .2570	.065 .3297			.088 .4248	.088 .4248		.095 .3145	.095 .3145					
3/8	.675	.049 .3276	.065 .4235			.091 .5776	.091 .5776		.119 .5351	.119 .5351					
1/2	.840	.065 .5383	.083 .6710			.109 .8510	.109 .8510		.126 .7388	.126 .7388					
3/4	1.050	.065 .6838	.083 .8572			.113 1.131	.113 1.131		.147 1.088	.147 1.088				.187 1.304	.294 1.714
1	1.315	.065 .8678	.109 1.806			.133 1.679	.133 1.679		.154 1.474	.154 1.474				.218 1.937	.308 2.441
1 1/4	1.660	.065 1.107	.109 1.806			.140 2.273	.140 2.273		.179 2.172	.179 2.172				.250 2.844	.358 3.659
1 1/2	1.900	.065 1.274	.109 2.085			.145 2.718	.145 2.718		.191 2.997	.191 2.997				.250 3.765	.382 5.214
2	2.375	.065 1.604	.109 2.638			.154 3.653	.154 3.653		.200 3.631	.200 3.631				.281 4.859	.400 6.408
2 1/2	2.875	.083 2.475	.120 3.531			.203 5.793	.203 5.793		.218 5.022	.218 5.022				.343 7.444	.436 9.029
3	3.500	.083 3.029	.120 4.332			.216 7.576	.216 7.576		.276 7.661	.276 7.661				.375 10.01	.552 13.70
3 1/2	4.000	.083 3.472	.120 4.973			.226 9.109	.226 9.109		.300 10.25	.300 10.25				.437 14.32	.600 18.58
4	4.500	.083 3.915	.120 5.613			.237 10.79	.237 10.79		3.18 12.51	3.18 12.51					.636 22.85
4 1/2	5.000					.247 12.53		.281 12.66	.337 14.98	.337 14.98		.437 19.01		.531 22.51	.674 27.54
5	5.563	.109 6.349	.134 7.770			.258 14.62	.258 14.62		.355 17.61						.710 32.53
6	6.625	.109 7.585	.134 9.290			.280 18.97	.280 18.97		.375 20.78	.375 20.78		.500 27.04		.625 32.96	.750 38.55

Weights and Dimensions of Steel Pipe

Wall Thickness in Inches, Weight Per Foot in Pounds

A-53, A-120

PIPE SIZE	O.D IN INCHES	A.S.A. PIPE SCHEDULES													
		5	10	20	30	STD.	40	60	E.H.	80	100	120	140	160	DBLE E.H.
7	7.625					.301 23.57			.500 38.05						.875 63.08
8	8.625	.109 9.914	.148 13.40			.322 28.55	.322 28.55	.406 35.64	.500 43.39	.500 43.39	.593 50.87	.718 60.93	.812 67.76	.906 74.69	.875 72.42
9	9.625					.342 33.90			.500 48.72						
10	10.750	.134 15.19	.165 18.70			.365 40.48	.365 40.48	.500 54.74	.500 54.74	.593 64.33	.718 76.93	.843 89.20	1.000 104.1	1.12 115.7	
11	11.750					.375 45.55			.500 60.07						
12	12.750	.165 22.18	.180 24.20			.375 49.56	.406 53.53	.562 73.16	.500 65.42	.687 88.51	.843 107.2	1.000 125.5	1.125 139.7	1.312 160.3	
14	14.000		.250 36.71			.375 54.57	.437 63.37	.593 84.91	.500 72.09	.750 106.1	.937 130.7	1.093 150.7	1.250 170.2	1.406 189.1	
16	16.000		.250 42.05			.375 62.58	.500 82.77	.656 107.5	.500 82.77	.843 136.5	1.031 164.8	1.218 192.3	1.437 223.5	1.593 245.1	
18	18.000		.250 47.39			.375 70.59	.562 104.8	.750 138.2	.500 93.45	.937 170.8	1.156 208.0	1.375 244.1	1.562 274.2	1.71 308.5	
20	20.000		.250 52.73			.375 78.60	.593 122.9	.812 166.4	.500 104.1	1.031 208.9	1.280 256.1	1.500 296.4	1.750 341.1	1.968 379.0	
24	24.000		.250 63.41	.375 94.62	.562 140.8	.375 94.62	.687 171.2	.968 238.1	.500 125.5	1.218 296.4	1.531 367.4	1.812 429.4	2.062 483.1	2.343 541.9	